



2019 2 HOUR ENDURANCE

RACE MEETING



BASKERVILLE RACEWAY - NOV 30 / DEC 1

LITES - GP & PRODUCTION

Race 2

Date: 30/11/19
Event: R08
Weather: Fine - Sunny
Track: Dry

Started at: 13:27:56
Laps: 8
Starters: 24
Printed at: 13:39

PROVISIONAL CLASSIFICATION

Pos	No	Name	Class	Machine	Laps	Race Time	Behind Leader	Behind Prev	Fastest Lap	On Lap
1	66	Joel KELSO	GP	Honda NSF 250	8	7:42.463			56.343	5
2	18	Liam WATERS / Huddlestone Fishing	GP	Honda NSF 250	8	7:48.732	6.269	6.269	57.218	5
3	24	Matthew BARTON	GP	Honda NSF 250	8	7:53.601	11.138	4.869	57.569	4
4	69	Taran OCEAN / JAG / B-Spoke Design / Tyre Review Horizon	GP	Honda NSF 250	8	7:55.537	13.074	1.936	58.105	7
5	72	Benjamin BAKER	GP	Honda NSF 250	8	7:56.417	13.954	.880	58.541	3
6	43	Jesse WOODS / SPLAT / Spectrum Paints / Bridgestone / Tassie Floorcoverings / FTSC	GP	Honda NSF 250	8	8:03.496	21.033	7.079	59.183	8
7	51	Shaun RUGEN / Clown Racing	GP	Honda NSF 250	8	8:05.279	22.816	1.783	59.163	3
8	16	Josh NODEN / Starlight / Peter Stevens M-cycles	GP	Honda NSF 250	8	8:29.117	46.654	23.838	1:02.405	8
9	14	Mark DE JONG / Mustard Bikes	GP	Honda NSF 250	8	8:31.596	49.133	2.479	1:02.369	8
10	17	Oscar O'DONOVAN / Bridgestone Motorsport	PRN	Kawasaki EX 300	8	8:32.481	50.018	.885	1:03.009	4
11	999	Nicholas REAGON / ReagonRacing / Benzina Garage	PRN	Aprilia RS 250	8	8:32.589	50.126	.108	1:02.450	4
12	75	Darren TROTTER	PRN	Yamaha R3 321	8	8:32.681	50.218	.092	1:02.530	5
13	61	Dane GRIGGS / Rubigold Racing	PRN	KTM RC 390	8	8:32.874	50.411	.193	1:02.596	5
14	46	Daniel BRIGGS / CKB Solutions	GP	Honda RS 125	8	8:35.703	53.240	2.829	1:01.510	2
15	2	Garth NEWTON	GP	Honda RS 125	8	8:38.119	55.656	2.416	1:02.579	7
16	7	Chloe HONEYCHURCH / Scotts Motorcycles	PRN	Kawasaki EX 400	7	7:44.488	1 Lap		1:04.571	4
17	253	Graeme CUNNINGHAM / Performance Saddlefits Tas	PRN	Aprilia RS 250	7	7:44.672	1 Lap	.184	1:04.381	3
18	5	Doug WATSON / D&W Watson / Shipwright Services PL	PRN	KTM RC 390	7	7:44.833	1 Lap	.161	1:04.601	4
19	888	Michael REAGON	PRN	Honda CBR 250	7	7:46.221	1 Lap	1.388	1:04.550	4
20	39A	Rhys TAN	PRN	Honda CBR 250	7	7:59.755	1 Lap	13.534	1:05.601	3
21	151	Marek VON BERTOUCHE	GP	Yamaha TZ 125	7	8:00.118	1 Lap	.363	1:06.570	4
22	39	Mathew ALLEN / Affordable Furniture	PRN	Honda CBR 250	7	8:03.199	1 Lap	3.081	1:06.325	5
DNF	777	Melanie REAGON / ReagonRacing / Benzina Garage	PRN	Honda CBR 250	4	4:41.744	4 Laps		1:07.579	3

Fastest Lap was 56.343 by Joel KELSO

The results are provisional until the end of the time limit for protests and appeals.

Chief Timekeeper - Colin Rothwell


Clerk of Course - Peter Woods



COMPUTIME RACE TIMING SYSTEMS PTY LTD

www.computime.com.au

E-mail: scott@computime.com.au / Ph: 0418 17 13 17





2019 2 HOUR ENDURANCE

RACE MEETING



BASKERVILLE RACEWAY - NOV 30 / DEC 1

LITES - GP & PRODUCTION

Race 2

Started at: 13:27:56

Laps: 8

Starters: 24

Printed at: 13:39

Date: 30/11/19
Event: R08
Weather: Fine - Sunny
Track: Dry

PROVISIONAL LAP TIMES

No	Name	Lap 1	Lap 2	Lap 3	Lap 4	Lap 5	Lap 6	Lap 7	Lap 8
2	Garth NEWTON	1:15.709	1:03.555	1:04.010	1:03.269	1:02.724	1:03.046	1:02.579	1:03.227
5	Doug WATSON	1:13.815	1:05.464	1:06.091	1:04.601	1:05.450	1:04.741	1:04.671	
7	Chloe HONEYCHURCH	1:13.254	1:05.379	1:05.243	1:04.571	1:05.378	1:05.605	1:05.058	
14	Mark DE JONG	1:09.544	1:03.406	1:02.851	1:03.484	1:03.709	1:03.222	1:03.011	1:02.369
16	Josh NODEN	1:07.427	1:03.242	1:04.090	1:02.993	1:03.195	1:02.600	1:03.165	1:02.405
17	Oscar O'DONOVAN	1:09.113	1:03.988	1:03.581	1:03.009	1:03.212	1:03.021	1:03.304	1:03.253
18	Liam WATERS	1:02.017	58.393	58.178	57.623	57.218	57.882	59.280	58.141
24	Matthew BARTON	1:03.802	57.951	58.346	57.569	58.271	58.589	59.282	59.791
39	Mathew ALLEN	1:17.239	1:06.845	1:06.526	1:06.639	1:06.325	1:10.999	1:08.626	
39A	Rhys TAN	1:15.438	1:07.099	1:05.601	1:07.438	1:06.866	1:09.368	1:07.945	
43	Jesse WOODS	1:06.866	59.779	59.754	59.490	59.354	59.536	59.534	59.183
46	Daniel BRIGGS	1:12.184	1:01.510	1:01.982	1:02.200	1:03.148	1:03.239	1:05.638	1:05.802
51	Shaun RUGEN	1:07.502	1:00.248	59.163	59.743	1:00.029	59.250	1:00.015	59.329
61	Dane GRIGGS	1:09.920	1:04.195	1:04.350	1:02.840	1:02.596	1:02.602	1:03.676	1:02.695
66	Joel KELSO	1:01.911	58.500	58.041	57.310	56.343	56.451	56.972	56.935
69	Taran OCEAN	1:04.522	59.129	59.140	58.556	58.141	58.459	58.105	59.485
72	Benjamin BAKER	1:04.659	58.829	58.541	58.648	58.627	58.845	58.653	59.615
75	Darren TROTTER	1:11.120	1:03.320	1:03.831	1:02.872	1:02.530	1:03.200	1:03.088	1:02.720
151	Marek VON BERTOUCHE	1:16.720	1:07.663	1:07.595	1:06.570	1:06.710	1:07.513	1:07.347	
253	Graeme CUNNINGHAM	1:14.736	1:05.173	1:04.381	1:04.400	1:05.407	1:05.471	1:05.104	
777	Melanie REAGON	1:18.371	1:07.971	1:07.579	1:07.823				
888	Michael REAGON	1:15.375	1:04.884	1:04.657	1:04.550	1:04.889	1:05.821	1:06.045	
999	Nicholas REAGON	1:09.355	1:04.314	1:03.731	1:02.450	1:03.333	1:03.185	1:03.139	1:03.082

The results are provisional until the end of the time limit for protests and appeals.

Chief Timekeeper - Colin Rothwell


Clerk of Course - Peter Woods



COMPUTIME RACE TIMING SYSTEMS PTY LTD

www.computime.com.au

E-mail: scott@computime.com.au / Ph: 0418 17 13 17





2019 2 HOUR ENDURANCE

RACE MEETING



BASKERVILLE RACEWAY - NOV 30 / DEC 1

LITES - GP & PRODUCTION

Race 2

Date: 30/11/19
Event: R08
Weather: Fine - Sunny
Track: Dry

Started at: 13:27:56
Laps: 8
Starters: 24
Printed at: 13:39

PROVISIONAL FASTEST LAPS SEQUENCE

Lap	Race Pos	No	Name	Machine	Fastest Lap	On Lap
1	1	66	Joel KELSO	Honda NSF 250	1:01.911	1
2	1	18	Liam WATERS	Honda NSF 250	58.393	2
2	3	24	Matthew BARTON	Honda NSF 250	57.951	2
4	1	66	Joel KELSO	Honda NSF 250	57.310	4
5	1	66	Joel KELSO	Honda NSF 250	56.343	5

The results are provisional until the end of the time limit for protests and appeals.

Chief Timekeeper - Colin Rothwell


Clerk of Course - Peter Woods



COMPUTIME RACE TIMING SYSTEMS PTY LTD

www.computime.com.au

E-mail: scott@computime.com.au / Ph: 0418 17 13 17





2019 2 HOUR ENDURANCE

RACE MEETING



BASKERVILLE RACEWAY - NOV 30 / DEC 1

LITES - GP & PRODUCTION

Race 2

Started at: 13:27:56

Laps: 8

Starters: 24

Printed at: 13:39

Date: 30/11/19
Event: R08
Weather: Fine - Sunny
Track: Dry

PROVISIONAL LAP SHEET


No	Lap Time	Gap	No	Lap Time	Gap	No	Lap Time	Gap	No	Lap Time	Gap	No	Lap Time	Gap			
Lap 1			51	1:00.248	7.340	2	1:04.010	24.822	151	1:06.570	42.786	24	58.589	5.972	69	58.459	9.391
66	1:01.911		16	1:03.242	10.259	7	1:05.243	25.424	777	1:07.823	45.982	72	58.845	9.593	43	59.536	16.223
18	1:02.017	.106	14	1:03.406	12.540	253	1:04.381	25.838	Lap 5			51	59.250	17.379	16	1:02.600	34.991
24	1:03.802	1.891	17	1:03.988	12.691	888	1:04.657	26.464	66	56.343		46	1:03.239	35.707	17	1:03.021	37.368
69	1:04.522	2.611	999	1:04.314	13.259	5	1:06.091	26.918	18	57.218	1.324	14	1:03.222	37.660	14	.000	37.661
72	1:04.659	2.748	46	1:01.510	13.284	39A	1:05.601	29.686	24	58.271	3.834	14	.000	37.661	999	1:03.185	37.812
43	1:06.866	4.955	61	1:04.195	13.705	39	1:06.526	32.158	72	58.627	7.199	61	1:02.602	37.947	75	1:03.200	38.317
16	1:07.427	5.516	75	1:03.320	14.030	151	1:07.595	33.526	69	58.141	7.383	2	1:03.046	43.757	7	1:05.605	50.874
51	1:07.502	5.591	7	1:05.379	18.223	777	1:07.579	35.469	43	59.354	13.138	7	1:05.605	50.874	253	1:05.471	51.012
17	1:09.113	7.202	2	1:03.555	18.854	Lap 4			61	1:02.596	31.796	5	1:04.741	51.606	888	1:05.821	51.620
999	1:09.355	7.444	5	1:05.464	18.869	66	57.310		51	1:00.029	14.580	14	1:03.046	43.757	7	1:05.605	50.874
14	1:09.544	7.633	253	1:05.173	19.499	18	57.623	.449	16	1:03.195	28.842	253	1:05.471	51.012	5	1:04.741	51.606
61	1:09.920	8.009	888	1:04.884	19.849	18	.000	.450	46	1:03.148	28.919	888	1:05.821	51.620	5	1:04.741	51.606
75	1:11.120	9.209	39A	1:07.099	22.127	24	57.569	1.906	17	1:03.212	30.798	2	1:03.046	43.757	7	1:05.605	50.874
46	1:12.184	10.273	39	1:06.845	23.674	72	58.648	4.915	14	1:03.709	30.889	7	1:05.605	50.874	253	1:05.471	51.012
7	1:13.254	11.343	151	1:07.663	23.973	72	58.648	4.915	999	1:03.333	31.078	75	1:05.605	50.874	5	1:04.741	51.606
5	1:13.815	11.904	777	1:07.971	25.932	69	58.556	5.585	75	1:02.530	31.568	61	1:02.596	31.796	888	1:05.821	51.620
253	1:14.736	12.825	Lap 3			43	59.490	10.127	61	1:02.596	31.796	2	1:02.724	37.162	7	1:05.378	41.720
888	1:15.375	13.464	66	58.041		51	59.743	10.894	2	1:02.724	37.162	7	1:05.378	41.720	7	.000	41.721
39A	1:15.438	13.527	18	58.178	.136	16	1:02.993	21.990	7	1:05.378	41.720	7	.000	41.721	253	1:05.407	41.992
2	1:15.709	13.798	24	58.346	1.647	46	1:02.200	22.114	7	.000	41.721	253	1:05.407	41.992	888	1:04.889	42.250
151	1:16.720	14.809	72	58.541	3.577	14	1:03.484	23.523	7	.000	41.721	888	1:04.889	42.250	5	1:05.450	43.316
39	1:17.239	15.328	17	58.541	3.577	17	1:03.009	23.929	253	1:05.407	41.992	5	1:05.450	43.316	39A	1:06.866	50.337
777	1:18.371	16.460	69	59.140	4.339	999	1:02.450	24.088	888	1:04.889	42.250	39	1:06.325	51.469	39A	1:06.866	50.337
Lap 2			43	59.754	7.947	75	1:02.872	25.381	5	1:05.450	43.316	39	1:06.325	51.469	151	1:06.710	53.153
18	58.393		51	59.163	8.461	61	1:02.840	25.543	39A	1:06.866	50.337	39	1:06.325	51.469	151	1:06.710	53.153
66	58.500	.001	16	1:04.090	16.307	2	1:03.269	30.781	39	1:06.325	51.469	151	1:06.710	53.153	39	1:06.325	51.469
24	57.951	1.343	46	1:01.982	17.224	7	1:04.571	32.685	151	1:06.710	53.153	151	1:06.710	53.153	151	1:06.710	53.153
72	58.829	3.078	14	1:02.851	17.349	253	1:04.400	32.928	Lap 6			66	56.451		66	56.451	
69	59.129	3.241	17	1:03.581	18.230	888	1:04.550	33.704	66	56.451		66	.000	.001	66	.000	.001
43	59.779	6.235	999	1:03.731	18.948	5	1:04.601	34.209	66	.000	.001	18	57.882	2.755	18	57.882	2.755
			75	1:03.831	19.819	39A	1:07.438	39.814	18	57.882	2.755	18	57.882	2.755	18	.000	2.756
			61	1:04.350	20.013	39	1:06.639	41.487	18	.000	2.756	18	.000	2.756	18	.000	2.756

Chief Timekeeper - Colin Rothwell

Clerk of Course - Peter Woods



COMPUTIME RACE TIMING SYSTEMS PTY LTD

www.computime.com.auE-mail: scott@computime.com.au / Ph: 0418 17 13 17



2019 2 HOUR ENDURANCE

RACE MEETING



BASKERVILLE RACEWAY - NOV 30 / DEC 1

LITES - GP & PRODUCTION

Race 2

Started at: 13:27:56

Laps: 8

Starters: 24

Printed at: 13:39

Date: 30/11/19
Event: R08
Weather: Fine - Sunny
Track: Dry

PROVISIONAL LAP SHEET

No	Lap Time	Gap
17	1:03.304	43.700
999	1:03.139	43.979
46	1:05.638	44.373
75	1:03.088	44.433
61	1:03.676	44.651
2	1:02.579	49.364
Lap 8		
66	56.935	
66	.000	.001
7	1:05.058	1 lap
253	1:05.104	1 lap
5	1:04.671	1 lap
888	1:06.045	1 lap
18	58.141	6.269
24	59.791	11.138
69	59.485	13.074
72	59.615	13.954
39A	1:07.945	1 lap
151	1:07.347	1 lap
39	1:08.626	1 lap
43	59.183	21.033
51	59.329	22.816
16	1:02.405	46.654
14	1:02.369	49.133
17	1:03.253	50.018
999	1:03.082	50.126
75	1:02.720	50.218
61	1:02.695	50.411
46	1:05.802	53.240
2	1:03.227	55.656

The results are provisional until the end of the time limit for protests and appeals.

Chief Timekeeper - Colin Rothwell


Clerk of Course - Peter Woods



COMPUTIME RACE TIMING SYSTEMS PTY LTD

www.computime.com.au

E-mail: scott@computime.com.au / Ph: 0418 17 13 17





2019 2 HOUR ENDURANCE

RACE MEETING



BASKERVILLE RACEWAY - NOV 30 / DEC 1

LITES - GP & PRODUCTION

Race 2

Started at: 13:27:56

Laps: 8

Starters: 24

Printed at: 13:39

Date: 30/11/19
 Event: R08
 Weather: Fine - Sunny
 Track: Dry

PROVISIONAL LAP CHART

Grid	1	2	3	4	5	6	7	8
66	66	18	66	66	66	66	66	66
69	18	66	18	18	18	18	18	18
24	24	24	24	24	24	24	24	24
18	69	72	72	72	72	69	69	69
43	72	69	69	69	69	72	72	72
51	43	43	43	43	43	43	43	43
72	16	51	51	51	51	51	51	51
999	51	16	16	16	16	16	16	16
16	17	14	46	46	46	46	14	14
46	999	17	14	14	17	17	17	17
14	14	999	17	17	14	14	999	999
61	61	46	999	999	999	999	46	75
38	75	61	75	75	75	61	75	61
17	46	75	61	61	61	75	61	46
2	7	7	2	2	2	2	2	2
75	5	2	7	7	7	7	7	
253	253	5	253	253	253	253	253	
5	888	253	888	888	888	5	5	
39A	39A	888	5	5	5	888	888	
888	2	39A	39A	39A	39A	39A	39A	
39	151	39	39	39	39	151	151	
777	39	151	151	151	151	39	39	
151	777	777	777	777				
7								

The results are provisional until the end of the time limit for protests and appeals.

Chief Timekeeper - Colin Rothwell

Clerk of Course - Peter Woods



COMPUTIME RACE TIMING SYSTEMS PTY LTD

www.computime.com.au

E-mail: scott@computime.com.au / Ph: 0418 17 13 17

